

Format of holding of specified securities

1. Name of Listed Entity: KOTHARI PHYTOCHEMICALS & INDUSTRIES LTD. (CIN:U15491WB1897PLC001365
2. Scrip Code - Name of Scrip -, Class of Security Equity
3. Share Holding Pattern Filed under : Reg. 31(1)(a)/Reg. 31(1)(b)/Reg. 31(1)(c)
 - a. If under 31 (1)(b) then indicate the report for Quarter ending: 30-09-2023
 - b. If under 31(1)(c) then indicate date of allotment/extinguishment

4. **Declaration** : The Listed entity is required to submit the following declaration to the extent of submission of information:-

	Particulars	Yes*	No*
1	Whether the Listed Entity has issued any partly paid up shares?		No
2	Whether the Listed Entity has issued any Convertible Securities or Warrants?		No
3	Whether the Listed Entity has any shares against which depository receipts are issued?		No
4	Whether the Listed Entity has any shares in Locked-in?		No
5	Whether any shares held by promoters are pledge or otherwise encumbered?		No
6	Whether company has equity shares with differential voting rights?		No
7	Whether the Listed Entity has any significant beneficial owner?	Yes	

* If the Listed Entity selects the option 'No' for the questions above, the column for the partly paid up shares, Outstanding Convertible Securities/Warrants, depository receipts, locked-in shares, No of shares pledged or otherwise encumbered by promoters, as applicable, shall not be displayed at the time of dissemination on the Stock Exchange website. Also wherever there is 'No' declared by Listed Entity in above table the values will be considered as 'Zero' by default on submission of the format of holding of specified securities.

5. The tabular format for disclosure of holding of specified securities is as follows:-




Category (I)	Category of shareholder (II)	Nos. of shareholders (III)	No. of fully paid up equity shares held (IV)	No. of Partly paid-up equity shares held (V)	No. of shares underlying Depository Receipts (VI)	Total nos. shares held (VII)=(IV)+(V)+(VI)	Shareholding as a % of total no. of shares (calculated as per SCRR, 1957) (VIII) As a % of (A+B+C2)	Number of Voting Rights held in each class of securities (IX)				No of shares Underlying outstanding convertible securities (including Warrants) (X)	Shareholding as a % assuming full conversion of convertible securities (as a percentage of diluted share capital) (XI)=(VII)+(X) As a % of (A+B+C2)	Number of Locked in shares (XII)		Number of shares pledged or otherwise encumbered (XIII)		Number of equity shares held in dematerialized form (XIV)
								No of Voting Rights			Total as a % of (A+B+C)			No. (a)	As a % of total shares held (b)	No. (a)	As a % of total shares held (b)	
								Class eg: x	Class eg: y	Total								
(A)	Promoter & Promoter group	10	3860857	0	0	3860857	99.4253	3860857	0	3860857	99.4253	0	99.4253	0	0.0000	0	0.0000	3860857
(B)	Public	1072	22318	0	0	22318	0.5747	22318	0	22318	0.5747	0	0.5747	0	0.0000	NA		14886
(C)	Non Promoter - Non Public															NA		
(C1)	Shares underlying DRs						NA									NA		
(C2)	Shares held by Employee Trusts															NA		
	Total	1082	3883175	0	0	3883175	100.0000	3883175	0	3883175	100.0000	0	100.0000	0				3875743



Table II - Statement Showing shareholding pattern of the Promoter and Promoter Group as on 30-09-2023

(1)	Category & Name of the Shareholders (I)	Entity type i.e. promoter OR promoter group entity (except promoter)	PAN	(II)	Nos. of shareholders (III)	No. of fully paid up equity shares held (IV)	Partly paid-up equity shares held (V)	Nos. of shares underlying Depository Receipts (VI)	Total nos. shares held (VII)=(IV)+(V)+(VI)	Sharehold ing % calculated as per SCRR, 1957) As a % of (A+B+C2) (VIII)	Number of Voting Rights held in each class of securities (IX)				No of shares Underlying outstanding convertible securities (as a percentage of diluted share capital) (X)	Shareholding as a % assuming full conversion of convertible securities (as a percentage of diluted share capital) (XI)=(VII)+(X) As a % of A+B+C2)	Number of Locked in shares (XII)		Number of shares pledged or otherwise encumbered (XIII)		Number of equity shares held in dematerialized form (XIV)
											No of Voting Rights			Total as a % of Total Voting rights			No. (a)	As a % of total shares held (b)	No. (a)	As a % of total shares held (b)	
											Class x	Class y	Total								
(a)	Individuals/Hindu undivided Family				4	40961	0	0	40961	1.0548	40961	0	40961	1.0548	0	1.0548	0	0.0000	0	0.0000	40961
	PARAMSUKHDAS SUGANCHAND HUF	Promoter	AAFHA2890H		1	19040	0	0	19040	0.4903	19040	0	19040	0.4903	0	0.4903	0	0.0000	0	0.0000	19040
	ANAND VARDHAN KOTHARI	Promoter	ARZPK7312D		1	13300	0	0	13300	0.3425	13300	0	13300	0.3425	0	0.3425	0	0.0000	0	0.0000	13300
	PRABHAWATI DEVI KOTHARI	Promoter	AFLPK3786R		1	6500	0	0	6500	0.1674	6500	0	6500	0.1674	0	0.1674	0	0.0000	0	0.0000	6500
	ARUN KUMAR KOTHARI	Promoter	AFLPK3831P		1	2121	0	0	2121	0.0546	2121	0	2121	0.0546	0	0.0546	0	0.0000	0	0.0000	2121
(b)	Central Government/State Government(s)														0	0.0000	0	0.0000	0	0.0000	0
(c)	Financial Institutions/Banks														0	0.0000	0	0.0000	0	0.0000	0
(d)	Any Other (specify)														0	0.0000	0	0.0000	0	0.0000	0
	Bodies Corporate				6	3819896	0	0	3819896	98.3704	3819896	0	3819896	98.3704	0	98.3704	0	0.0000	0	0.0000	3819896
	KOTHARI INVESTMENT AND INDUSTRIES PRIVATE LIMITED	Promoter	AACCK1560A		1	2828080	0	0	2828080	72.8291	2828080	0	2828080	72.8291	0	72.8291	0	0.0000	0	0.0000	2828080
	M D KOTHARI AND COMPANY LIMITED	Promoter	AADCM5835F		1	576525	0	0	576525	14.8467	576525	0	576525	14.8467	0	14.8467	0	0.0000	0	0.0000	576525
	G. DAS & COMPANY PRIVATE LIMITED	Promoter	AABCG2416L		1	216291	0	0	216291	5.5700	216291	0	216291	5.5700	0	5.5700	0	0.0000	0	0.0000	216291
	ALBERT DAVID LTD	Promoter	AACCA3933D		1	190000	0	0	190000	4.8929	190000	0	190000	4.8929	0	4.8929	0	0.0000	0	0.0000	190000
	PREMIER SUPPLIERS PRIVATE LIMITED	Promoter	AACCP9823B		1	8000	0	0	8000	0.2060	8000	0	8000	0.2060	0	0.2060	0	0.0000	0	0.0000	8000
	SATYAM FINANCIAL SERVICES LTD.	Promoter	AALCS3758B		1	1000	0	0	1000	0.0258	1000	0	1000	0.0258	0	0.0258	0	0.0000	0	0.0000	1000
	Sub Total				10	3860857	0	0	3860857	99.4253	3860857	0	3860857	99.4253	0	99.4253	0	0.0000	0	0.0000	3860857
(2)	Foreign																				
(a)	Individuals (Non-Resident Individuals/Foreign Individuals)														0	0.0000	0	0.0000	0	0.0000	0
(b)	Government														0	0.0000	0	0.0000	0	0.0000	0
(c)	Institutions														0	0.0000	0	0.0000	0	0.0000	0
(d)	Foreign Portfolio Investor														0	0.0000	0	0.0000	0	0.0000	0
(e)	Any Other (specify)														0	0.0000	0	0.0000	0	0.0000	0
	Sub Total				0	0	0	0	0	0.0000	0	0	0	0.0000	0	0.0000	0	0.0000	0	0.0000	0
	Total Shareholding of Promoter and Promoter Group (A)=(A)(1)+(A)(2)				10	3860857	0	0	3860857	99.4253	3860857	0	3860857	99.4253	0	99.4253	0	0.0000	0	0.0000	3860857




		Category & Name of the Shareholders (I)	PAN (II)	Nos. of shareholders (III)	No. of fully paid up equity shares held (IV)	Partly paid up equity shares held (V)	Nos. of shares underlying Depository Receipts (VI)	Total nos. shares held (VII)=(IV)+(V)+(VI)	Shareholding % calculated as per SCRR, 1957) As a % of (A+B+C2) (VIII)	Number of Voting Rights held in each class of securities (IX)				No of shares Underlying outstanding convertible securities (including Warrants) (X)	Total Shareholding as a % assuming full conversion of convertible securities (as a percentage of diluted share capital) (XI)=(VII)+(X) As a % of A+B+C2)	Number of Locked in shares (XII)		Number of shares pledged or otherwise encumbered (XIII)		Number of equity shares held in dematerialized form (XIV)	Sub-categorization of shares (XV) Shareholding (No of shares) under		
										No of Voting Rights			Total as a % of Total Voting rights			Number of Locked in shares (XII)		No. (Not applicable) (a)	As a % of total shares held (Not applicable) (b)		Sub-categorization of shares (XV) Shareholding (No of shares) under		
										Class x	Class y	Total				No. (a)	As a % of total shares held (b)				Sub-Category (i)	Sub-Category (ii)	Sub-Category (iii)
(1)		Institutions (Domestic)																					
(a)		Mutual Funds																					
(b)		Venture Capital Funds																					
(c)		Alternate Investment Funds																					
(d)		Banks																					
(e)		Insurance Companies																					
(f)		Provident Funds / Pension Funds																					
(g)		Asset Reconstruction Companies																					
(h)		Sovereign Wealth Funds																					
(i)		NBFCs Registered with RBI																					
(j)		Other Financial Institutions																					
(k)		Any Other (specify)																					
		Sub Total		0	0	0	0	0	0.0000	0	0	0	0.0000	0	0.0000	0	0.0000	NA		0	0	0	0
(2)		Institutions (Foreign)																					
(a)		Foreign Direct Investment																					
(b)		Foreign Venture Capital Investors																					
(c)		Sovereign Wealth Funds																					
(d)		Foreign Portfolio Investors Category I																					
(e)		Foreign Portfolio Investors Category II																					
(f)		Overseas Depositories (holding DRs) (balancing figure)																					
(g)		Any Other (specify)																					
		Sub Total		0	0	0	0	0	0.0000	0	0	0	0.0000	0	0.0000	0	0.0000	NA		0	0	0	0
(3)		Central Government / State Government(s)																					
(a)		Central Government / President of India																					
(b)		State Government / Governor																					
(c)		Shareholding by Companies or Bodies Corporate where Central/State Government is a promoter																					
		Sub Total		0	0	0	0	0	0.0000	0	0	0	0.0000	0	0.0000	0	0.0000	NA		0	0	0	0
(4)		Non-Institutions																					
(a)		Associate Companies / Subsidiaries																					

Table III - Statement Showing shareholding pattern of the Public shareholder as on 30-09-2023

Statement showing shareholding pattern of the Public Shareholders as on 30.09.2024																						
	Category & Name of the Shareholders (I)	PAN (II)	Nos. of shareholders (III)	No. of fully paid up equity shares held (IV)	Partly paid up equity shares held (V)	Nos. of shares underlying Depository Receipts (VI)	Total nos. shares held (VII)=(IV)+(V)+(VI)	Shareholding % calculated as per SCRR, 1957) As a % of (A+B+C2) (VIII)	Number of Voting Rights held in each class of securities (IX)				No of shares Underlying outstanding convertible securities (including Warrants) (X)	Total Shareholding as a % assuming full conversion of convertible securities (as a percentage of diluted share capital) (XI)=(VII)+(X) As a % of A+B+C2)	Number of Locked in shares (XII)		Number of shares pledged or otherwise encumbered (XIII)		Number of equity shares held in dematerialized form (XIV)	Sub-categorization of shares (XV) Shareholding (No of shares) under		
									No of Voting Rights			Total as a % of Total Voting rights			No. (a)	As a % of total shares held (b)	No. (Not applicable) (a)	As a % of total shares held (Not applicable) (b)		Sub-Category (i)	Sub-Category (ii)	Sub-Category (iii)
									Class x	Class y	Total											
(b)	Directors and their relatives (excluding independent directors and nominee directors)																					
(c)	Key Managerial Personnel																					
(d)	Relatives of Promoters (other than immediate relatives of promoters disclosed under Promoter and Promoter Group category)																					
(e)	Trusts where any person belonging to Promoter and Promoter Group category is trustee, beneficiary or author of the trust																					
(f)	Investor Education and Protection Fund Authority		1	12989	0	0	12989	0.3345	12989	0	12989	0.3345	0	0.3345	0	0.0000	NA		12989	0	0	0
(g)	Resident Individuals holding nominal share capital upto Rs.2 lakhs		1059	9221	0	0	9221	0.2375	9221	0	9221	0.2375	0	0.2375	0	0.0000	NA		1891	0	0	0
(h)	Resident Individuals holding nominal share capital in excess of Rs.2 lakhs																					
(i)	Non Resident Indians (NRIs)																					
(j)	Foreign National																					
(k)	Foreign Company / OCB																					
(l)	Bodies Corporate		8	102	0	0	102	0.0026	102	0	102	0.0026	0	0.0026	0	0.0000	NA		0	0	0	0
(m)	Any Other (specify)																					
	Trusts		1	1	0	0	1	0.0000	1	0	1	0.0000	0	0.0000	0	0.0000	NA		1	0	0	0
	Resident Individual (HUF)		3	5	0	0	5	0.0001	5	0	5	0.0001	0	0.0001	0	0.0000	NA		5	0	0	0
	Sub Total		1072	22318	0	0	22318	0.5747	22318	0	22318	0.5747	0	0.5747	0	0.0000	NA		14886	0	0	0
	Total Public Shareholding (B)=(B)(1)+(B)(2)+(B)(3)		1072	22318	0	0	22318	0.5747	22318	0	22318	0.5747	0	0.5747	0	0.0000	NA		14886	0	0	0
Details of the shareholders acting as persons in Concert																						
Sl No	Name	PAN	Shares																			
	NIL																					

Table IV - Statement Showing shareholding pattern of the Non Promoter - Non Public shareholder as on 30-09-2023

	Category & Name of the Shareholders (I)	PAN (II)	No of shareholders (III)	No. of fully paid up equity shares held (IV)	Partly paid-up equity shares held (V)	Nos. of shares underlying Depository Receipts (VI)	Total nos. shares held (VII)=(IV) + (V)+(VI)	Shareholding % calculated as per SCRR, 1957) As a % of (A+B+C2) (VIII)	Number of Voting Rights held in each class of securities (IX)				No of shares Underlying outstanding convertible securities (including Warrants) (X)	Total Shareholding as a % assuming full conversion of convertible securities (as a percentage of diluted share capital) (XI)=(VII)+(X) As a % of A+B+C2)	Number of Locked in shares (XII)		Number of shares pledged or otherwise encumbered (XIII)		Number of equity shares held in dematerialized form (XIV)
									No of Voting Rights			Total as a % of Total Voting rights			No. (a)	As a % of total shares held (b)	No. (Not applicable) (a)	As a % of total shares held (Not applicable) (b)	
									Class x	Class y	Total								
(1)	Custodian / DR Holder														No. (a)	As a % of total shares held (b)			
(2)	Employee Benefit Trust/Employee Welfare Trust under SEBI (Share based Employee Benefits and Sweat Equity) Regulations, 2021																		
	Total Non Promoter - Non Public Shareholding (C)=(C)(1)+(C)(2)			0	0	0	0	0.0000	0	0	0	0.0000	0	0.0000	0	0.0000	NA	NA	0




KOTHARI PHYTOCHEMICALS & INDUSTRIES LTD.												
Annexure												
		Table V - Statement showing details of significant beneficial owners as on 30-09-2023										
	Details of the (SBO)			Details of the registered owner			Details of holding / exercise of right of the SBO in the reporting company, whether direct or indirect:					Date of creation / acquisition of significant beneficial interest
	(I)			(II)			Whether by virtue of: (III)					(IV)
Sr No	Name	PAN / Passport No. in case of a foreign national	Nationality	Name	PAN / Passport No. in case of a foreign national	Nationality	Shares (%)	Voting rights (%)	Rights on distributable dividend or any other distribution (%)	Exercise of control	Exercise of significant influence	
1				KOTHARI INVESTMENT AND INDUSTRIES PRIVATE LIMITED	AACCK1560A	INDIAN	2828080	72.8291				
2				M D KOTHARI AND COMPANY LIMITED	AADCM5835F	INDIAN	576525	14.8467				
	Total						3404605	87.6758				




KOTHARI PHYTOCHEMICALS & INDUSTRIES LTD.

Table VI - Statement showing foreign ownership limits as on 30-09-2023

	Board approved limits	Limits utilized
As on shareholding date	0.0000	
As on 30-06-2023	0.0000	
As on 31-03-2023	0.0000	
As on 31-12-2022	0.0000	
As on 30-09-2022	0.0000	



KOTHARI PHYTOCHEMICALS & INDUSTRIES LTD.				
Distribution Schedule as on 30-09-2023				
Share Holding	No of Holders	% age	No of Shares	% age
Upto 50	1045	96.5804	3562	0.0917
51 to 100	15	1.3863	1367	0.0352
101 to 150	4	0.3697	480	0.0124
151 to 250	2	0.1848	320	0.0082
251 to 500	3	0.2773	1200	0.0309
501 to 5000	4	0.3697	5521	0.1422
Above 5000	9	0.8318	3870725	99.6794
Grand Total	1082	100.0000	3883175	100.0000
Distribution Schedule as on 30-09-2023				
Share Holding	No of Holders	% age	No of Shares	% age
Upto 500	1069	98.7985	6929	0.1784
501 to 1000	2	0.1848	1800	0.0464
1001 to 2000	1	0.0924	1600	0.0412
2001 to 3000	1	0.0924	2121	0.0546
5001 to 10000	2	0.1848	14500	0.3734
Above 10000	7	0.6470	3856225	99.3060
Grand Total	1082	100.0000	3883175	100.0000
Distribution Schedule as on 30-09-2023				
Notional Value of (Rs.)	No of Holders	% age	Amount (Rs.)	% age
Upto 5000	1069	98.7985	69290	0.1784
5001 to 10000	2	0.1848	18000	0.0464
10001 to 20000	1	0.0924	16000	0.0412
20001 to 30000	1	0.0924	21210	0.0546
50001 to 100000	2	0.1848	145000	0.3734
Above 100000	7	0.6470	38562250	99.3060
Grand Total	1082	100.0000	38831750	100.0000



KOTHARI PHYTOCHEMICALS & INDUSTRIES LTD.							
Shareholding Summary as on 30-09-2023							
	As per Folio/Client Id					As per PAN	
Form	No of Records	% to Total Records	No of Shares	% to Total Shares		No of Records	No of Shares
PHYSICAL	903	82.2404	7432	0.1914		901	7432
NSDL	138	12.5683	3875106	99.7922		135	3875106
CDSL	57	5.1913	637	0.0164		52	637
TOTAL	1098	100.0000	3883175	100.0000		1088	3883175

