

Format of holding of specified securities


1. Name of Listed Entity: KOTHARI PHYTOCHEMICALS & INDUSTRIES LTD. (CIN:U15491WB1897PLC001365
2. Scrip Code - Name of Scrip -, - Class of Security Equity
3. Share Holding Pattern Filed under : Reg. 31(1)(a)/Reg. 31(1)(b)/Reg. 31(1)(c)
 - a. If under 31 (1)(b) then indicate the report for Quarter ending: 31/03/2024
 - b. If under 31(1)(c) then indicate date of allotment/extinguishment

4. **Declaration** : The Listed entity is required to submit the following declaration to the extent of submission of information:-

	Particulars	Yes*	No*
1	Whether the Listed Entity has issued any partly paid up shares?		No
2	Whether the Listed Entity has issued any Convertible Securities or Warrants?		No
3	Whether the Listed Entity has any shares against which depository receipts are issued?		No
4	Whether the Listed Entity has any shares in Locked-in?		No
5	Whether any shares held by promoters are pledge or otherwise encumbered?		No
6	Whether company has equity shares with differential voting rights?		No
7	Whether the Listed Entity has any significant beneficial owner?	Yes	

* If the Listed Entity selects the option 'No' for the questions above, the column for the partly paid up shares, Outstanding Convertible Securities/Warrants, depository receipts, locked-in shares, No of shares pledged or otherwise encumbered by promoters, as applicable, shall not be displayed at the time of dissemination on the Stock Exchange website. Also wherever there is 'No' declared by Listed Entity in above table the values will be considered as 'Zero' by default on submission of the format of holding of specified securities.

5. The tabular format for disclosure of holding of specified securities is as follows:-



KOTHARI PHYTOCHEMICALS & INDUSTRIES LTD.

Table I - Summary Statement holding of specified securities as on 31/03/2024

Category (I)	Category of shareholder (II)	Nos. of shareholders (III)	No. of fully paid up equity shares held (IV)	No. of Partly paid-up equity shares held (V)	No. of shares underlying Depository Receipts (VI)	Total nos. shares held (VII)=(IV)+(V)+(VI)	Shareholding as a % of total no. of shares (calculated as per SCRR, 1957) (VIII) As a % of (A+B+C2)	Number of Voting Rights held in each class of securities (IX)				No of shares Underlying outstanding convertible securities (including Warrants) (X)	Shareholding as a % assuming full conversion of convertible securities (as a percentage of diluted share capital) (XI)=(VII)+(X) As a % of (A+B+C2)	Number of Locked in shares (XII)		Number of shares pledged or otherwise encumbered (XIII)		Number of equity shares held in dematerialized form (XIV)
								No of Voting Rights			Total as a % of (A+B+C)			No. (a)	As a % of total shares held (b)	No. (a)	As a % of total shares held (b)	
								Class eg:x	Class eg:y	Total								
(A)	Promoter & Promoter group	10	3860857	0	0	3860857	99.4253	3860857	0	3860857	99.4253	0	99.4253	0	0.0000	0	0.0000	3860857
(B)	Public	1071	22318	0	0	22318	0.5747	22318	0	22318	0.5747	0	0.5747	0	0.0000	NA	NA	14887
(C)	Non Promoter - Non Public															NA	NA	
(C1)	Shares underlying DRs						NA									NA	NA	
(C2)	Shares held by Employee Trusts															NA	NA	
	Total	1081	3883175	0	0	3883175	100.0000	3883175	0	3883175	100.0000	0	100.0000	0				3875744



KOTHARI PHYTOCHEMICALS & INDUSTRIES LTD.

Table II - Statement Showing shareholding pattern of the Promoter and Promoter Group as on 31/03/2024

(1)	Category & Name of the Shareholders (i)	Entity type i.e. promoter OR promoter group entity (except promoter)	PAN	Nos. of shareholders (iii)	No. of fully paid up equity shares held (IV)	Partly paid-up equity shares held (V)	Nos. of shares underlying Depository Receipts (VI)	Total nos shares held (VII)=(IV)+(V)+(VI)	Shareholding % calculated as per SCRR, 1957) As a % of (A+B+C2) (VIII)	Number of Voting Rights held in each class of securities (IX)			Total as a % of Total Voting rights	No of shares Underlying outstanding convertible securities (as a percentage of diluted share capital) (X)	Shareholding as a % assuming full conversion of convertible securities (as a percentage of diluted share capital) (XI)=(VII)+(X) As a % of A+B+C2)	Number of Locked in shares (XII)		Number of shares pledged or otherwise encumbered (XIII)		Number of equity shares held in dematerialized form (XIV)
										No of Voting Rights						No. (a)	As a % of total shares held (b)	No. (a)	As a % of total shares held (b)	
										Class x	Class y	Total								
(1)	Indian																			
(a)	Individuals/Hindu undivided Family			4	40961	0	0	40961	1.0548	40961	0	40961	1.0548	0	1.0548	0	0.0000	0	0.0000	40961
	PARAMSUKHDAS SUGANCHAND HUF	Promoter	AAFHA2890H	1	19040	0	0	19040	0.4903	19040	0	19040	0.4903	0	0.4903	0	0.0000	0	0.0000	19040
	ANAND VARDHAN KOTHARI	Promoter	ARZPK7312D	1	13300	0	0	13300	0.3425	13300	0	13300	0.3425	0	0.3425	0	0.0000	0	0.0000	13300
	PRABHAWATI DEVI KOTHARI	Promoter	AFLPK3786R	1	6500	0	0	6500	0.1674	6500	0	6500	0.1674	0	0.1674	0	0.0000	0	0.0000	6500
	ARUN KUMAR KOTHARI	Promoter	AFLPK3831P	1	2121	0	0	2121	0.0546	2121	0	2121	0.0546	0	0.0546	0	0.0000	0	0.0000	2121
(b)	Central Government/State Government(s)													0	0.0000	0	0.0000	0	0.0000	0
(c)	Financial Institutions/Banks													0	0.0000	0	0.0000	0	0.0000	0
(d)	Any Other (specify)													0	0.0000	0	0.0000	0	0.0000	0
	Bodies Corporate			6	3819896	0	0	3819896	98.3704	3819896	0	3819896	98.3704	0	98.3704	0	0.0000	0	0.0000	3819896
	KOTHARI INVESTMENT AND INDUSTRIES PRIVATE LIMITED	Promoter	AACCK1560A	1	2828080	0	0	2828080	72.8291	2828080	0	2828080	72.8291	0	72.8291	0	0.0000	0	0.0000	2828080
	M D KOTHARI AND COMPANY LIMITED	Promoter	AADCM5835F	1	576525	0	0	576525	14.8467	576525	0	576525	14.8467	0	14.8467	0	0.0000	0	0.0000	576525
	G DAS & COMPANY PRIVATE LIMITED	Promoter	AABCG2416L	1	216291	0	0	216291	5.5700	216291	0	216291	5.5700	0	5.5700	0	0.0000	0	0.0000	216291
	ALBERT DAVID LTD	Promoter	AACCA3933D	1	190000	0	0	190000	4.8929	190000	0	190000	4.8929	0	4.8929	0	0.0000	0	0.0000	190000
	PREMIER SUPPLIERS PRIVATE LIMITED	Promoter	AACCP9823B	1	8000	0	0	8000	0.2060	8000	0	8000	0.2060	0	0.2060	0	0.0000	0	0.0000	8000
	SATYAM FINANCIAL SERVICES LTD	Promoter	AALCS3758B	1	1000	0	0	1000	0.0258	1000	0	1000	0.0258	0	0.0258	0	0.0000	0	0.0000	1000
	Sub Total			10	3860857	0	0	3860857	99.4253	3860857	0	3860857	99.4253	0	99.4253	0	0.0000	0	0.0000	3860857
(2)	Foreign																			
(a)	Individuals (Non-Resident Individuals/Foreign Individuals)													0	0.0000	0	0.0000	0	0.0000	0
(b)	Government													0	0.0000	0	0.0000	0	0.0000	0
(c)	Institutions													0	0.0000	0	0.0000	0	0.0000	0
(d)	Foreign Portfolio Investor													0	0.0000	0	0.0000	0	0.0000	0
(e)	Any Other (specify)													0	0.0000	0	0.0000	0	0.0000	0
	Sub Total			0	0	0	0	0	0.0000	0	0	0	0.0000	0	0.0000	0	0.0000	0	0.0000	0
	Total Shareholding of Promoter and Promoter Group (A)=(A)(1)+(A)(2)			10	3860857	0	0	3860857	99.4253	3860857	0	3860857	99.4253	0	99.4253	0	0.0000	0	0.0000	3860857




Table IV - Statement Showing shareholding pattern of the Non Promoter - Non Public shareholder as on 31/03/2024

Category & Name of the Shareholders (I)	PAN (II)	No of shareholders (III)	No. of fully paid up equity shares held (IV)	Partly paid-up equity shares held (V)	Nos. of shares underlying Depository Receipts (VI)	Total nos. shares held (VII)=(IV) + (V)+(VI)	Shareholding % calculated as per SCRR, 1957) As a % of (A+B+C2) (VIII)	Number of Voting Rights held in each class of securities (IX)			Total as a % of Total Voting rights (X)	No of shares Underlying outstanding convertible securities (including Warrants) (X)	Total Shareholding as a % assuming full conversion of convertible securities (as a percentage of diluted share capital) (XI)=(VII)+(X) As a % of A+B+C2)	Number of Locked in shares (XII)		Number of shares pledged or otherwise encumbered (XIII)		Number of equity shares held in dematerialized form (XIV)
								No of Voting Rights						As a % of total shares held (a)	As a % of total shares held (b)	No. (Not applicable) (a)	No. (Not applicable) (b)	
								Class x	Class y	Total								
(1) Custodian / DR Holder																		
(2) Employee Benefit Trust/Employee Welfare Trust under SEBI (Share based Employee Benefits and Sweat Equity) Regulations, 2021																		
Total Non Promoter - Non Public Shareholding (C)=(C)(1)+(C)(2)			0	0	0	0	0.0000	0	0	0	0.0000	0	0.0000	0	0.0000	NA	NA	0




Table V - Statement showing details of significant beneficial owners as on 31/03/2024

Sr No	Details of the (SBO) (I)			Details of the registered owner (II)			Details of holding / exercise of right of the SBO in the reporting company, whether direct or indirect: Whether by virtue of: (III)				Date of creation / acquisition of significant beneficial interest (IV)
	Name	PAN / Passport No. in case of a foreign national	Nationality	Name	PAN / Passport No. in case of a foreign national	Nationality	Shares (%)	Voting rights (%)	Rights on distributable dividend or any other distribution (%)	Exercise of control	Exercise of significant influence
	1				KOTHARI INVESTMENT AND INDUSTRIES PRIVATE LIMITED	AACCK1560A	INDIAN	2828080	72.8291		
2				M D KOTHARI AND COMPANY LIMITED	AADCM5835F	INDIAN	576525	14.8467			
	Total						3404605	87.6758			



KOTHARI PHYTOCHEMICALS & INDUSTRIES LTD.

Table VI - Statement showing foreign ownership limits as on 31/03/2024

	Board approved limits	Limits utilized
As on shareholding date	0.0000	
As on 31/12/2023	0.0000	
As on 30/09/2023	0.0000	
As on 30/06/2023	0.0000	
As on 31/03/2023	0.0000	



KOTHARI PHYTOCHEMICALS & INDUSTRIES LTD.

Distribution Schedule as on 31/03/2024


Share Holding	No of Holders	% age	No of Shares	% age
Upto 50	1044	96.5772	3562	0.0917
51 to 100	15	1.3876	1367	0.0352
101 to 150	4	0.3700	480	0.0124
151 to 250	2	0.1850	320	0.0082
251 to 500	3	0.2775	1200	0.0309
501 to 5000	4	0.3700	5521	0.1422
Above 5000	9	0.8326	3870725	99.6794
Grand Total	1081	100.0000	3883175	100.0000

Distribution Schedule as on 31/03/2024

Share Holding	No of Holders	% age	No of Shares	% age
Upto 500	1068	98.7974	6929	0.1784
501 to 1000	2	0.1850	1800	0.0464
1001 to 2000	1	0.0925	1600	0.0412
2001 to 3000	1	0.0925	2121	0.0546
5001 to 10000	2	0.1850	14500	0.3734
Above 10000	7	0.6475	3856225	99.3060
Grand Total	1081	100.0000	3883175	100.0000

Distribution Schedule as on 31/03/2024

Notional Value of (Rs.)	No of Holders	% age	Amount (Rs.)	% age
Upto 5000	1068	98.7974	69290	0.1784
5001 to 10000	2	0.1850	18000	0.0464
10001 to 20000	1	0.0925	16000	0.0412
20001 to 30000	1	0.0925	21210	0.0546
50001 to 100000	2	0.1850	145000	0.3734
Above 100000	7	0.6475	38562250	99.3060
Grand Total	1081	100.0000	38831750	100.0000



KOTHARI PHYTOCHEMICALS & INDUSTRIES LTD.

Shareholding Summary as on 31/03/2024

Form	As per Folio/Client Id				As per PAN	
	No of Records	% to Total Records	No of Shares	% to Total Shares	No of Records	No of Shares
PHYSICAL	902	82.2242	7431	0.1914	899	7431
NSDL	141	12.8532	3875110	99.7923	137	3875110
CDSL	54	4.9225	634	0.0163	51	634
TOTAL	1097	100.0000	3883175	100.0000	1087	3883175

